

LEEDS CASTLE ~ BUTTERFLY ACTIVITY BOOK

FUN & FACTS

THIS BOOK BELONGS TO:

There are many butterflies and moths to be found in the grounds of Leeds Castle in the summer, especially in the Culpeper Garden and Lady Baillie Gardens. Look out for them, learn about them and enjoy the games and activities as you complete this butterfly booklet.



LEEDS CASTLE'S BUTTERFLY ACTIVITY BOOK

I SPY A BUTTERFLY!

These butterflies can be found fluttering around the grounds of Leeds Castle. See how many you spot today.



Comma Butterfly



Peacock Butterfly



Green Veined White Butterfly



Red Admiral Butterfly



Painted Lady Butterfly



Hawk Moth

LEEDS CASTLE'S BUTTERFLY ACTIVITY BOOK

I SPY A BUTTERFLY!

These butterflies can be found fluttering around the grounds of Leeds Castle. See how many you spot today.



Large Skipper



Tortoiseshell Butterfly



Small White Butterfly



Large White Butterfly

BUTTERFLY FUN FACTS

Butterflies can only see 3 colours - red, green and yellow!

A butterfly can be as small as $\frac{1}{8}$ of an inch, or as big as 12 inches!

A butterfly's top flight speed is 12 miles per hour!



Butterflies cannot fly if they are too cold!

Some moths can fly up to 25 miles per hour!

Scientists estimate that there are between 15,000 and 20,000 different species of butterfly!

WHAT CAN A BUTTERFLY SEE?

Choose a spot in the Culpeper or Lady Baillie garden, and have a look around you. Pretend you are a butterfly – you can only see the colours red, yellow and green! What can your butterfly eyes spot in these colours?

I see red...



I see yellow...

I see green...




LEEDS CASTLE'S BUTTERFLY ACTIVITY BOOK

LIFE CYCLE OF A BUTTERFLY

Butterflies are not born as butterflies! There are four stages to go through first.


Stage 1 The Egg

A butterfly usually lays her eggs on a leaf



Stage 2 The Caterpillar

The caterpillar must eat and eat
It sheds its skin 4 or 5 times and
can grow 100 times its size




Stage 3 The Pupa

When the caterpillar is full grown and stops eating it becomes a Pupa, also called a chrysalis



Stage 4 Butterfly

Most butterflies only live one to two weeks. Their job is to lay eggs so that the cycle can start all over again



COMPLETE THE PEACOCK BUTTERFLY

Butterflies have symmetrical wings, which means their right wing is a mirror image of their left. See if you can use symmetry to complete the picture of this peacock butterfly.


If you're finding it tricky, you could use a mirror to help you – place it down the centre of the butterfly to see what the right wing should look like.



LEEDS CASTLE'S BUTTERFLY ACTIVITY BOOK




Help the little caterpillar find his way to mummy butterfly.



DESIGN YOUR OWN BUTTERFLY

Use this outline to design your own butterfly species. Remember to make it's wings symmetrical!

My butterfly species is called:



LEEDS CASTLE'S BUTTERFLY ACTIVITY BOOK

BUTTERFLY CROSSWORD

Try to put these butterfly names into the grid. You have been given some letters to help start you off.

Hint: The number of letters in each word might help you!

[illegible]

COMMA

PEACOCK

HAWK MOTH

SMALL WHITE

RED ADMIRAL

PAINTED LADY

LARGE SKIPPER

MAKE YOUR OWN BUTTERFLY GARDEN


If you would like to encourage butterflies to visit you at home, you could try these 5 tips for making your own butterfly garden at home:



1. Grow plants that produce a lot of nectar for butterflies to feed on, such as bluebells, marigolds, hyacinth, mint and lavender.

2. Provide butterflies with places to lay their eggs.

They like vegetable and herb plants for egg laying so the caterpillars have food available when they hatch. Try planting parsley, dill, carrot, chive or sage.



3. Plenty of sun will encourage butterflies as they can only fly when they are warm and prefer to feed in the sunshine. Find a spot in your garden that has sun from mid-morning to mid-afternoon.




4. Let your garden grow a little wild at the edges. Caterpillars like to feed on things like nettles, thistles, mixed grasses, holly and ivy, so let some of these grow naturally or leave some grass to grow longer in the summer. If you leave food for caterpillars, you'll end up with lots of butterflies!

5. You can encourage butterflies to visit you even if you don't have a garden. Get some window boxes and plant things like lavender and marigolds, preferably on the sunniest side of the house!



LEEDS CASTLE ~ BUTTERFLY ACTIVITY BOOK

FUN & FACTS



COLOUR ME IN