

LEEDS CASTLE'S KS2 WORKBOOK


WELCOME TO LEEDS CASTLE

Leeds Castle is 900 years old. It was owned by kings and queens for 300 years and after the death of Henry VIII it passed to private families. In 1926 it was bought by Lady Baillie who spent a lot of money and time restoring it and used it as her weekend home.

Today it is one of the most visited historic buildings in Britain.

Staying safe

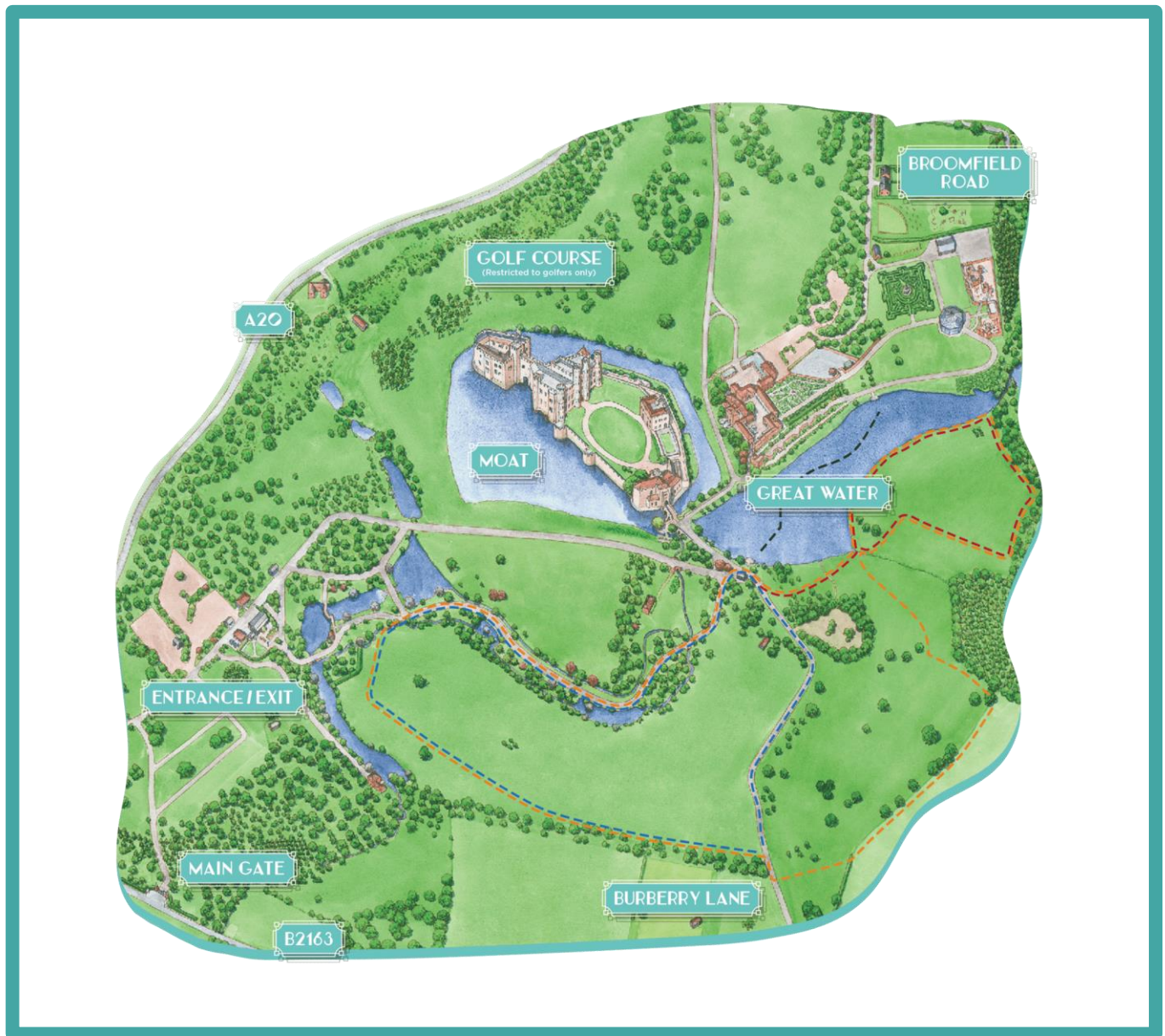
Please do not touch any of the ducks, geese or swans as they may bite. Please be careful near the water and do not fall in!



LEEDS CASTLE'S KS2 WORKBOOK

CONTENTS

- The Castle defences
- Fortress or Home?
- Building a castle
- Besieging a castle
- Castle ISpy
- Just for Fun




LEEDS CASTLE'S KS2 WORKBOOK

THE CASTLE DEFENCES

Label the following parts of the castle

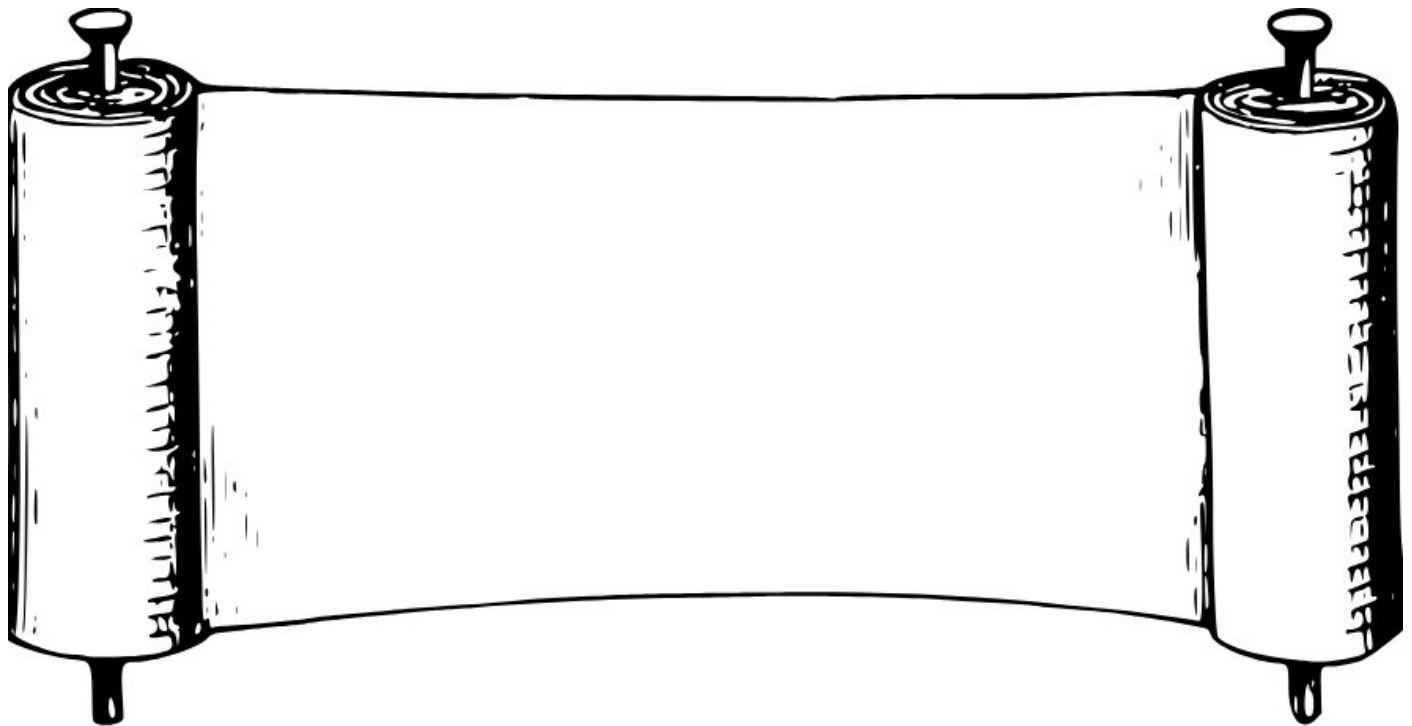
1. Moat
2. Bridge corridor (originally a drawbridge)
3. Arrow slits
4. Battlements
5. Gloriette (the keep)



LEEDS CASTLE'S KS2 WORKBOOK

Imagine you are a spy working for a rival lord. Use the code below to write a short message to your master, identifying the best place to break into the castle.

a	b	c	d	e	f	g	h	i	j	k	l	m
☆	♡	👣	🚤	🇺🇸	☀️	🍏	😊	←	⊙	→	💣	🏰
n	o	p	q	r	s	t	u	v	w	x	y	z
🕷️	👁️	🗣️	✳️	🌊	🐛	🐝	🌸	◯	👁️	🌀	🔍	△



LEEDS CASTLE'S KS2 WORKBOOK

FORTRESS OR HOME?


Castles were built mainly either as a fortress, to be a safe place and keep the enemies out, or as a home for royalty or a Lord and his family and household.

Leeds Castle was built over hundreds of years, new parts added and old parts changed at different times.

Thinking about Leeds Castle, which parts were built to keep the enemy away, and which parts for the kings and queens to live in? Draw or write alongside the correct picture.

FORTRESS

Machicolations were called 'murder holes' - boiling hot oil or water was poured down them onto attackers below.



HOME

The fireplaces were put in by King Henry VIII



LEEDS CASTLE'S KS2 WORKBOOK

BUILDING A CASTLE

It could take as many as 2000 men to build a castle, a lot of them being skilled workmen such as masons, smiths, miners and carpenters. These men were usually travelling tradesmen, the general builders and less skilled men coming from the local area.

What items do you think the workers below made? Write or draw your answers.

BLACKSMITH



CARPENTER



STONEMASON



LEEDS CASTLE'S KS2 WORKBOOK

PLANNING A SIEGE



Imagine that the year is 1278. Your mission is to besiege Leeds Castle. Use the pictures to help you plan your attack. The castle is surrounded by water, there are inner and outer walls, a Gatehouse, the Keep and drawbridges.

Below is some of the equipment available.



A Trebuchet - throws rocks fast and high



A Siege tower



A Mangonel - type of catapult



A Ballista - type of Crossbow



Small Battering Ram



Large Battering Ram

LEEDS CASTLE'S KS2 WORKBOOK

You have £750 to spend on equipment and men. Take note of the crenellations, machicolations and arrow slits.

Equipment Ordering Form

Equipment	Cost per item	Number of items	Total
20 Knights	£50		
50 Archers with bows & arrows	£75		
50 Soldiers	£50		
1 Ladder	£10		
1 Small Battering Ram	£20		
1 Mangonel	£50		
1 Trebuchet	£100		
1 Siege Tower	£75		
1 Ten-man rowing boat	£20		
15 Heavy Rocks	£5		
1 Large Battering Ram	£50		
5 Grappling Irons	£20		
1 Piece Rope	£5		
1 Ballista	£30		

Grand Total

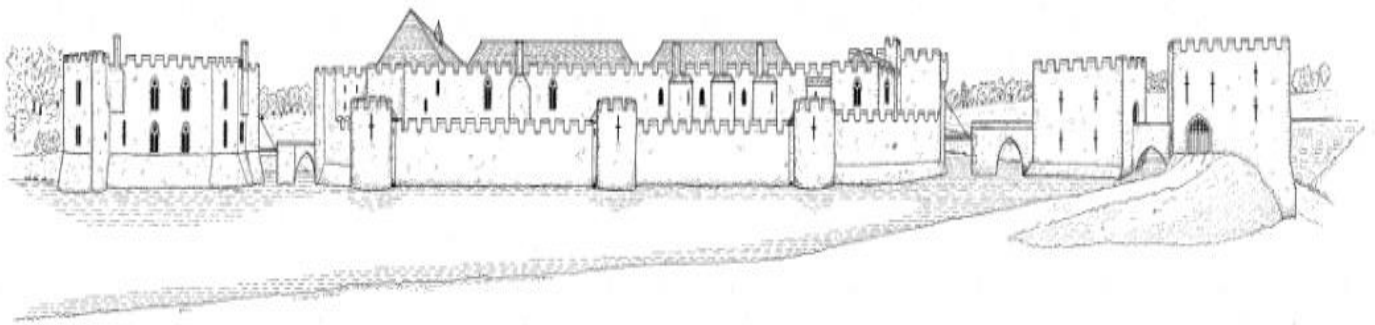
On this page, give a brief explanation of your plan of attack. There is an artist's sketch of how the castle looked from the side in the 13th century on the next page.

LEEDS



LEEDS CASTLE'S KS2 WORKBOOK

On the picture of the castle, draw your plan. Mark where you will place equipment. You can do this in any way you choose, by drawing it in, by writing it in, or by making a Key.



LEEDS



CASTLE
KENT ENGLAND

LEEDS CASTLE'S KS2 WORKBOOK

CASTLE ISPY



Machicolations

Arrow Slits

A spiral staircase

A torchere

The castle – crest of Castile

A door within a door!



LEEDS CASTLE'S KS2 WORKBOOK

JUST FOR FUN!

CASTLE WORD SEARCH

X	C	L	L	A	H	T	A	E	R	G	E	G	B	Q
J	T	R	B	H	N	K	C	O	L	C	G	A	A	M
G	N	T	E	A	T	M	W	M	X	X	D	R	T	H
L	L	A	W	N	I	A	T	R	U	C	I	D	T	N
S	G	U	C	V	E	L	O	V	P	H	R	E	L	O
B	T	O	K	I	B	L	E	M	E	A	B	R	E	E
W	V	I	L	U	B	M	L	Y	E	P	W	O	M	G
B	Y	L	L	K	Z	R	V	A	K	E	A	B	E	N
A	E	F	S	S	O	L	A	K	T	L	R	E	N	U
W	C	R	N	H	W	H	P	B	M	I	D	M	T	D
M	A	C	H	I	C	O	L	A	T	I	O	N	S	T
R	B	T	O	U	T	E	R	W	A	L	L	N	O	D
Q	F	L	A	G	T	U	R	R	E	T	O	W	S	F
U	T	H	C	C	A	Y	W	B	A	P	E	A	J	K
K	O	J	D	J	N	E	O	Q	F	R	S	J	I	H


Can you find all the castle words in the puzzle?

ARROWSLITS
BATTLEMENTS
CRENELLATIONS
DUNGEON
GREATHALL
MOAT
TURRET

BAILEY
CHAPEL
CURTAINWALL
FLAG
KEEP
OUTERWALL
WELL

BARBICAN
CLOCK
DRAWBRIDGE
GARDEROBE
MACHICOLATIONS
TOWER

LEEDS CASTLE'S KS2 WORKBOOK



We hope you enjoyed your visit to Leeds Castle. Use the space below to draw your favourite part of the day.